

Nanostructured Photovoltaic Cells

Investigators

Michael D. McGehee, Associate Professor, Materials Science and Engineering; Yuxiang Liu, Vignesh Gowrishankar, Chia Goh, Bhavani Srinivasan, Michael Rowell, Albert Chan, Graduate Researchers

Abstract

The challenge of providing the world's population with the energy it needs without significantly raising the concentration of greenhouse gases in the atmosphere will be partially met by sequestering CO₂, using hydroelectric and wind power, or expanding the use of nuclear power. It does not appear likely, however, that these technologies will suffice. Many studies predict that a significant fraction of our power will have to come from solar cells taking advantage of the sun bathing our planet with an average power of 120,000 TW. Covering less than 1% of the land area with 10%-efficient solar cells could generate in a fully sustainable fashion the electrical power we use today. The cost of electricity obtained from silicon solar cells is too expensive right now to compete with that from conventional sources. A game changing approach to solving this problem is to make solar cells from organic semiconductors using roll-to-roll coating processes similar to those used to make newspapers or food packaging. These cells could some day be much cheaper than conventional cells because, in addition to having low materials costs, they can be printed and connected to each other in a high-throughput, integrated architecture, and directly incorporated into roofing materials. Organic semiconductors are furthermore abundant and non-toxic and their production can be quickly scaled up.

The goal of this project was to understand the operating mechanisms in organic solar cells and to use this knowledge to improve their efficiency. Most research groups make organic solar cells by blending two semiconductors with offset energy levels such that they intermix in a somewhat random way at the nanometer length scale. When one of the materials absorbs light, an exciton (i.e. a bound electron-hole pair) is formed. Ideally, the exciton diffuses to an interface between the two semiconductors, where it is dissociated by electron transfer. When we started this project, we set out to develop ways to make more ordered arrangements of the two semiconductors. Our first goal was to increase the fraction of excitons that reach the interface by making sure that no light absorbing regions were larger in size than the distance excitons can diffuse. Our second goal was to ensure that all charge carriers had a good pathway to the electrodes. Additionally, we set out to engineer the interface to prevent charge carrier recombination.

Our approaches for making better films all involved fabricating a well ordered film based on an inorganic semiconductor and then filling in the pores of that film with a semiconducting polymer. We started the project with a self-assembly method that utilized block copolymers as structure directing agents for making films with 8-nm-diameter pores arranged in a body centered cubic lattice. These structures were found to be less than ideal because the highly curved pore walls prevented the polymer that was infiltrated into the pores from crystallizing. In order to make straight pores that would

promote crystallization and orientation of the polymer chains, we used block copolymer lithography and nanoimprint lithography. With these techniques we were able to make arrays of silicon nanopillars and nanopores in titania. We showed that it was possible to fill these structures with semiconducting polymers and that we could even align the polymer chains along the pore walls. The chain alignment improved the charge carrier mobility by several orders of magnitude and made it possible to extract all of the charge carriers from the solar cells. Unfortunately, with block copolymer lithography we were not able to get the silicon nanopillars as close to each other as we wanted and with nanoimprint lithography the pores were no smaller than 40 nm. Consequently, many of the excitons formed in the polymer were not able to diffuse to the organic-inorganic interface to be dissociated by electron transfer and the power conversion efficiency was only 1 %.

A major part of the project involved attaching organic monolayers to the titania surface to 1.) enhance exciton harvesting by enabling long-range resonance energy transfer 2) fine tune the energy levels by covering the surface with dipoles and 3) reduce recombination by inserting a barrier to backward electron transfer. We showed that the exciton diffusion length in most polymers is 6 nm and that this can be effectively increased to 25 nm if the titania is coated with a low band gap polymer that can accept energy from the light absorbing polymer via resonant energy transfer. We discovered that approximately half of the excitons that reach the polymer-titania interface do not dissociate as one would expect. We were able to fix this problem by covering the titania surface with molecules that can accept electrons from the polymer and then pass them onto the titania. We confirmed that one can tune the energy levels and that this tuning can be used to optimize the open circuit voltage. These studies have resulted in several design rules that are now being used by many to make more efficient organic solar cells.

This project has generated considerable interest around the world. Fifteen publications in peer reviewed journal were generated. McGehee gave 34 invited conference talks based on the results that were obtained, including one at the National Academy of Engineering's 2006 National Meeting. He received the 2007 Materials Research Society Outstanding Young Investigator Award mostly for the work done under this project. This award is only given to one person under the age of 37 each year. Although the world record organic solar cells are still made by casting blends, we believe that it will eventually be necessary to use the ordered structures like those we have strived to make in this project to push the efficiency up to its theoretical limit. Further advances in nanofabrication will be needed. Alternatively, it might soon be possible to employ the energy transfer technique we invented to enable exciton harvesting over larger distances. We are combining this technique with the larger pore nanostructures presently.

Introduction

This project has involved making efficient photovoltaic (PV) cells with semiconducting polymers that could be deposited in roll-to-roll coaters. Careful analysis and optimization of each process that occurs in bulk heterojunction PV cells was carried

out and devices based on ordered interpenetrating networks of organic and inorganic semiconductors were created.

Background

Currently the most commonly manufactured PV cells are made of crystalline silicon and have an energy conversion efficiency of 12%. The cost of these cells is \$3 per Watt of power generated under solar AM 1.5G conditions. These costs need to be reduced by an order of magnitude to around \$0.3 per Watt for PV cells to be competitive with other energy generation systems and be manufactured on a large scale. A revolutionary breakthrough in reducing the costs of PV cells may be achieved if the semiconductor were deposited from solution onto large flexible substrates in reel-to-reel coating machines similar to those used to make photographic film. Manufacturing costs would be much lower because reel-to-reel coaters use very little energy and have an exceptionally high throughput. Installation costs would be lower because lightweight flexible PV cells could be handled more easily than heavy silicon panels. Since organic semiconductors, such as conjugated polymers, can be deposited from solution, they are very attractive for PV applications. Research on organic PV cells has shown that it is important to have two semiconductors with a large interfacial area so that photogenerated excitons can be split by electron transfer.¹⁻⁶ PV devices with interpenetrating networks of two semiconductors are known as bulk heterojunction cells.

To optimize the performance of organic solar cells, the desirable processes (1. light absorption, 2. exciton diffusion, 3. forward electron transfer, and 4. charge transport) should be maximized, while the undesirable recombination processes (5. geminate recombination and 6. back electron transfer) should be limited. This optimization can be achieved by improving charge carrier mobility and slowing down the rate of back electron transfer so that photogenerated charge carriers can escape from the film before recombination occurs, while maintaining a thick enough film to allow most of the light to be absorbed.

Results

Since the project began in January of 2004, we have focused our research on making inorganic semiconductor films with straight pores, improving exciton transport to organic-inorganic interfaces, optimizing the organic-inorganic interface and increasing the charge carrier mobility of conjugated polymers confined in nanopores. These are important steps towards our long-term goal of enabling the roll-to-roll manufacturing of bulk heterojunction PV cells.

Fabrication of nanoporous semiconductor films

Before the GCEP project began, we showed that films of titania with a semiordered array of connected 8-nm-diameter ellipsoidal pores can be self-assembled by dip coating substrates with a mixture of a block copolymer and titanium ethoxide and then heating the film to remove the block copolymer.^{7,8} We found that the films could be filled with

the semiconducting polymer regioregular poly(3-hexyl thiophene) (P3HT) and that PV cells could be made, but that the efficiency was poor because the P3HT chains were stuck in a non-optimal coiled conformation in the small pores, which causes the charge carrier mobility to be low. We hypothesized that charge transport could be improved if the pores were slightly larger and straighter. To see if simply increasing the pore size would help, we used a structure directing block copolymer with a higher molecular weight than the one we had used previously. The pore size was increased to 20 nm, but we saw no improvement in device efficiency. Analysis of the absorption and photoluminescence spectra of the polymers indicated that the polymers chains were still coiled in the pores, which is not surprising since the pore walls are highly curved. For this reason, we have focused on making straight pores over the last three years.

We have fabricated densely-spaced, well-ordered arrays of nanopillars in Si, which could be used as the inorganic semiconductor-phase in bulk-heterojunction PV cells. The nanopillars cover a large area (of the order of sq. cm.), occur with periodicities of ~35 nm, are taller than 100 nm and have aspect-ratios as high as 10 (Figure 2). Block copolymer lithography (using poly(styrene-*b*-methylmethacrylate)) and nanosphere lithography (using polystyrene beads) were used to form the template for patterning the silicon substrate via metal deposition and liftoff. The need to fabricate high-aspect-ratio nanopillars necessitates the use of a highly selective, anisotropic etch chemistry or a sufficiently thick etch mask or both. However, block copolymer lithography does not allow for thick etch masks (thicker than 5 – 10 nm) to be deposited because of prohibitive problems in the liftoff step. Furthermore, even with a very thin layer of the etch mask (under 5 nm), liftoff is not trivial and only seems to occur in sporadic domains a few microns across, at most. We have used a novel way to circumvent the liftoff problem as well as an uncommon Reactive-Ion-Etch (RIE) chemistry to achieve the nanostructures. The details of this process are published in the *Thin Solid Films* paper referenced below. We have filled nanopatterned amorphous silicon films with two different semiconducting polymers. We found that it is important for the highest occupied molecular orbital (HOMO) of the polymer to lie at least 0.3 eV above the edge of the conduction band of the silicon. It appears that energy can transfer to the silicon and that the offset in HOMO is needed to allow holes to transfer back to the polymer. These results have been published in *Applied Physics Letters*. Solar cells made using the nanopatterned amorphous silicon and poly(3-hexylthiophene) (P3HT) show promising results. The short-circuit current of an 80-nm-deep nanostructured amorphous silicon/P3HT device shows a 2x improvement over the non-nanostructured device. This correlates very well with the increase in surface area due to nanostructuring. The results also suggest that most of the charge carriers are being extracted satisfactorily from the device, indicating that charge collection is not a serious problem in such solar cells with straight pores. However, since the pore-size (30 - 40 nm) of these nanostructures is still larger than twice the exciton diffusion length, about 60% of excitons generated within the pores remain unharvested. In order to increase efficiencies, it is imperative to achieve even smaller pores that are straight. Moreover, amorphous silicon is found to be a non-ideal inorganic semiconductor because it absorbs strongly but does not contribute to the photocurrent. Fabricating nanostructures in a non-absorber such as titania would be more suitable.




Figure 2: 90-nm-tall pillars in Si spaced by about 15 nm. These pillars were obtained using block copolymer lithography and reactive ion etching.

The second approach we have developed to make straight pores is to use anodic alumina to make polymer molds, which can be used to emboss titania sol-gel precursors.⁹ Anodic alumina has a honeycomb structure with pores in the 10–1000 nm diameter range. It would be perfect for bulk heterojunction PV cells if alumina itself were a semiconductor. We found that when polydimethylsilazane or other elastomers are used as mold materials, the features in the mold stick to each other as the mold is removed from the anodic alumina.¹⁰ For this reason, we typically fill the anodic alumina with low molecular weight poly(methyl methacrylate), which is a relatively stiff polymer. After we etch away the alumina, we are left with a hard mold of patterned poly(methyl methacrylate). We then press this into a wet film of titania ethoxide that is only partially hydrolyzed and condensed. At this point we heat the film to condense the titania. We then dissolve away the polymer. Figures 3 and 4 show a schematic of the process we used and micrographs of the anodic alumina, mold and embossed titania. A full explanation of this method is published in the *Nanoletters* paper referenced below. We need films that are at least 200-nm thick so that we can incorporate enough polymer to make solar cells that absorb light effectively. We have not been able to make pores with diameters smaller than 40 nm in films this thick. When we try to make molds with higher aspect ratio features, the PMMA pillars bend and stick to each other. We have made solar cells with the 40-nm pores. These cells do not have impressive efficiencies because

the exciton diffusion length of the polymers is only 6-nm. Consequently, most of the excitons formed in the polymer are not able to diffuse to the polymer-titania interface.

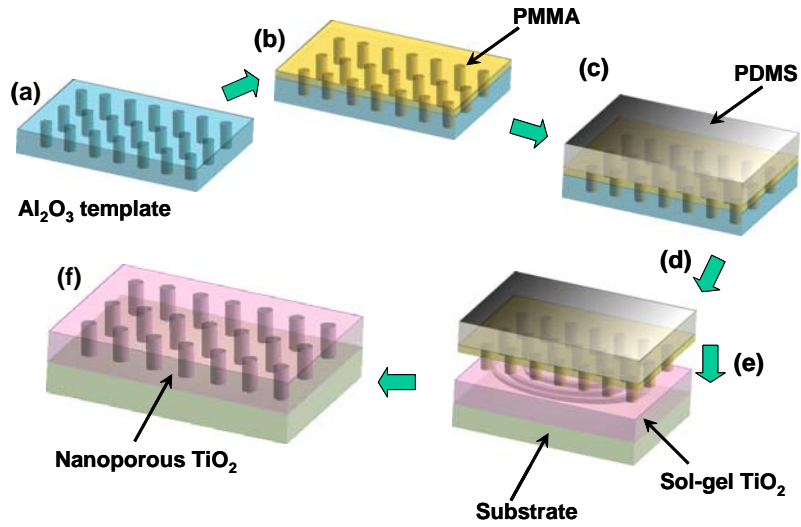


Figure 3: Schematic diagram of the processes involved in embossing titania: a) preparing AAO template, b) infiltrating PMMA, c) coating on PDMS, d) retrieving mold by wet chemical etching, e) embossing sol-gel TiO₂, and f) removing the mold.




Figure 4: SEM images of a) initial AAO template, b) embossed TiO₂ structures after PMMA removal with acetonitrile, c) embossed TiO₂ structures on FTO substrate after calcinations (cross-section), d) embossed TiO₂ at a larger scale showing uniformity of the replication.

The third approach we have developed is an embossing technique similar to that described above, but with a different polymer mold material reminiscent of (curable) liquid Teflon. This work is being done in collaboration with Prof. Joseph De Simone at the University of North Carolina. The mold material is perfluoropolyether (PFPE), whose low surface energy prevents the PFPE mold features from sticking to each other, while enabling it to mold nanostructures as well as be removed from these structures upon hardening. The stiffness of the final PFPE mold can be varied depending on the density of photocurable cross-links incorporated into the PFPE precursor, which gives us an additional parameter to optimize in order to attain high-aspect ratio nanostructures. Presently, we have achieved nanostructures with aspect ratios of about 2:1, which are nearly perfect replicas of the original silicon master. Based on these and other preliminary results we believe we can achieve significantly higher aspect ratios.




Figure 5: SEM image of an almost perfect embossed replica in titania of a silicon master created using nanosphere lithography and reactive ion etching.

Modifying the organic-inorganic interface in hybrid PV cells

If the inorganic surface is modified by a thin coating of a third material before the organic semiconductor is incorporated, almost every property of the PV cell is affected. The interface modifier alters the packing of the organic molecules, which in turn affects the exciton diffusion length and the charge carrier mobility. The coating can increase the rates of forward and backward electron transfer by providing a covalent attachment between the organic and inorganic components, or it can slow down these rates by providing a barrier to electron transfer. Dipoles at the polymer/inorganic semiconductor interface can change the operating voltage of the device due to the shift of local vacuum

level. If the energy gap of the interface modifier is slightly less than that of the light absorbing material, Förster energy transfer can be used to increase the distance over which excitons can be harvested. Furthermore, the thin coating can also help absorb light. To take advantage of these opportunities to improve hybrid PV cells, we and our collaborators have developed several conjugated polymers, which have thermally labile side groups that can be removed and carboxylic acid side groups that interact with inorganic surfaces once the labile groups are removed.¹¹ After attaching these polymers to a surface, we are able to cover them with an additional organic semiconductor without removing the first polymer. Absorption measurements show that the interface modifier has a 36 % higher ability to absorb light once its side chains are removed. This enhancement in absorption coefficient enables more excitons to be formed within a diffusion length of the interface. This factor alone makes PV cells approximately 36 % more efficient. Photoluminescence measurements show that when the energy levels of the two conjugated polymers are chosen correctly most of the excitons formed within 15 nm of the interface are harvested due to efficient Förster energy transfer. We have been able to triple the power conversion efficiency of planar fluorine-doped tin oxide/titania/polymer/silver PV cells using this method. We have found a combination of polymers that enables us to harvest excitons over a distance of 27 nm. Unfortunately, we are not able to make solar cells with this combination of polymers because the offset in their HOMO levels does not promote exciton splitting. The excitons decay in the lower band gap material to give off light and heat. We are currently collaborating with synthetic chemists to obtain polymers with energy levels that are tuned for this application. Our research on interface modification is described in the *Journal of American Chemistry Society*, *Advanced Materials* and *Journal of Physical Chemistry B* and the *Journal of Applied Physics*.

Improving charge transport in PV cells to prevent recombination

Charge transport to the interfaces is one of the most important processes that occur in a bulk heterojunction PV cell. It is crucial that the carriers escape the device before back electron transfer occurs. Since polymer chains confined in nanopores pack differently than chains in thin polymer films, the charge carrier mobilities obtained by others in diodes and field effect transistors cannot be used to model the PV cells. The mobility must be measured with the chains in the nanopores. When the polymer is inside nanoporous titania, analyzing charge transport is complicated by the fact that both the polymer and titania carry current. To eliminate this problem, we made films with the polymer in nanoporous silica or alumina.

When we make diodes with poly (3-hexyl thiophene) (P3HT) in nanoporous silica, which has a pore structure identical to the nanoporous titania we self assemble with block copolymers, we find that the current-voltage curves can be fit to a space charge limited current model.¹² The mobility is on the order of 10^{-9} cm²/Vs, which is extremely low. For comparison, the mobility measured in diodes of just the polymer is 10^{-4} cm²/Vs, and the mobility in field effect transistors (FETs) made with the polymer is 10^{-1} cm²/Vs.[13] The FET mobility is higher than the diode mobility because the chains lie in the plane of the film and FETs have charge transport in the film while diodes have transport

perpendicular to the film. We attribute the extremely low mobility in the mesoporous silica to the highly coiled polymer conformation that is induced by the curved pore walls.

We have formed films of anodic alumina with arrays of straight nanopores on indium tin oxide (ITO) electrodes. We filled the pores with conjugated polymers, including P3HT and OC1C10-PPV, by spin casting the polymers over the pores and then melting the film. Scanning electron microscopy, photoabsorption spectroscopy and depth profiling confirm that the polymer fills the pores. Measurements of the transmission and reflectance of s and p-polarized light as a function of angle, show that the polymer in the nanopores is partially aligned in the direction perpendicular to the substrate as compared to a neat film. We thermally evaporated high work function electrodes on top of the polymer to make hole-only diodes, which can be used to measure the mobility in the direction perpendicular to the substrate by fitting the I-V characteristics to a space charge limited current (SCLC) model. In the case of P3HT, which is known to have anisotropic transport characteristics, we see a substantial ($> 50x$) enhancement in current as compared to neat films of equivalently thick polymer. We have simulated the electrostatics in the semiconductor (polymer) – insulator (alumina) nanostructure using the device simulation program Medici to account for a possible increase in current due to the dielectric environment in the nanopores. It was found that a correction factor between two and four was needed, depending on pore diameter and thickness. Including this correction, we obtained a mobility of greater than $0.006 \text{ cm}^2/\text{Vs}$ which is a factor of 20 higher than the highest diode mobility seen in neat films of P3HT. We believe a mobility as high as $0.1 \text{ cm}^2/\text{Vs}$ can be achieved if the chains are fully aligned since this value has been observed in field effect transistors where the chains lie in the plane of the film and current goes in the plane of the film. In the case of OC1C10-PPV, which is known to have isotropic charge transport characteristics, there was no enhancement in mobility in the anodic alumina-infiltrated polymer diodes. We are currently characterizing other polymers, polymers with varying molecular weight, the effect of treating the surface of the alumina pores before polymer infiltration, and different annealing conditions to further optimize the mobility. These results have important implications for bulk heterojunction photovoltaic cells, which are mainly limited by hole mobility in the polymer. Increased hole mobility in the diode geometry can enable photogenerated carriers to reach the top electrode before recombination with electrons occurs. By replacing the insulating alumina with a semiconductor, such as titania, we should be able to make efficient ordered bulk heterojunction solar cells. This research is described more completely in the *Advanced Functional Materials* paper listed below.

Invited Conference Presentations Resulting from the Project

1. “Advances in Nanostructured Organic Solar Cells,” M.D. McGehee, 2007 International Institute for Nanotechnology Symposium, Evanston, IL, October 24, 2007.
2. “Ordered Bulk Heterojunction Solar Cells,” M.D. McGehee, C. Goh, S.R. Scully, V. Gowrishankar, Molecular Foundry Users Meeting 2007, Berkeley, CA, October 4-5, 2007.

3. "Advances in Organic Solar Cells," M.D. McGehee, C. Goh, S.R. Scully, International Conference on Molecular Photonics: Interaction of Light with Nanostructured Materials, Friday Harbor, WA, August 28-31, 2007.
4. "Organic Solar Cells," M.D. McGehee, C. Goh, S.R. Scully, Gordon Conference on the Chemistry of Electronic Materials, Mt. Holyoke, MA, July 22-26, 2007.
5. "Electronic Processes in Organic Solar Cells," M.D. McGehee, C. Goh, S.R. Scully, European Materials Research Society Meeting, Strasbourg, France, May 28-31, 2007.
6. "Nanostructured Organic-Inorganic Solar Cells," M.D. McGehee, V. Gowrishankar, Nanotech 2007, Santa Clara, CA, May 20-24, 2007.
7. "Organic Solar Cells," M.D. McGehee, Advancing Solar Energy Conversion Devices Through Nanotechnology and Nanomanufacturing Workshop, Amherst, MA, May 18, 2007.
8. "Ordered Polymer-Titania Bulk Heterojunction Solar Cells" Materials Research Society Meeting, San Francisco, CA, April 9-13, 2007.
9. "Exciton transport and inorganic/organic photovoltaics" M.D. McGehee, American Chemical Society Meeting, Chicago, IL, March 25-29, 2007.
10. "Interface modifications in hybrid organic-inorganic photovoltaic cells using benzoic acid derivatives" M.D. McGehee, American Chemical Society Meeting, Chicago, IL, March 25-29, 2007.
11. "Advances in Organic-Inorganic Solar Cell Research" M.D. McGehee, Gordon Research Conference on Renewable Energy: Solar Fuels, Ventura, CA, January 22-26, 2007.
12. "Exciton Transport in Organic Photovoltaic Cells," M.D. McGehee, S.R. Scully, M. Summers, American Institute of Chemical Engineers National Meeting, San Francisco, CA, November 13-17, 2006.
13. "Exciton diffusion and resonance energy transfer in organic photovoltaic cells," M.D. McGehee, S.R. Scully, M. Summers, American Chemical Society Meeting, San Francisco, CA, September 11-15, 2006.
14. "Interfaces in Organic-Inorganic Hybrid Solar Cells," M.D. McGehee, C. Goh, S.R. Scully, SPIE's Annual Meeting, San Diego, CA, August 14-18, 2006.
15. "Improving the efficiency of organic solar cells," M.D. McGehee, Innovative Solar Cells Technology Workshop, San Jose, CA, April 26, 2006.
16. "Exciton Diffusion and Resonance Energy Transfer in Organic Photovoltaic Cells," M.D. McGehee, S.R. Scully, M. Summers, Y. Liu, C. Edder, J.M.J. Fréchet, Materials Research Society Meeting, San Francisco, CA, April 17-21, 2006.
17. "Nanostructured Hybrid Organic-Inorganic Photovoltaic Cells," M.D. McGehee, Materials Research Society Meeting, San Francisco, CA, April 17-21, 2006.
18. "Charge Transport and Electron Transfer at Organic-Inorganic Interfaces in Field Effect Transistors and Photovoltaic Cells," M.D. McGehee, J. Kline, C. Goh, B. Srinivasan, Materials Research Society Meeting, San Francisco, CA, April 17-21, 2006.
19. "Organic Solar Cells," Stanford-Berkeley-MIT Nanotech Forum on PV, Stanford, CA April 12, 2006.
20. "Improving Organic-Inorganic Hybrid Solar Cells with Interface Modification and Energy Transfer," M.D. McGehee, American Chemical Society Meeting, Atlanta, Georgia, March 27-31, 2006.

21. "Organic-Based Solar Cells," M.D. McGehee, National Academy of Engineering National Meeting, Irvine, California, February 9, 2006.
22. "Behavior of Charges, Excitons and Plasmons at Organic/Inorganic Interfaces," M.D. McGehee, Third Annual Department of Energy Solid-State Lighting Program Planning Workshop, Orlando Florida, February 1-3, 2006.
23. "Controlling Energy and Electron Transfer in Nanostructured Organic-Inorganic Photovoltaic Cells," M.D. McGehee, Materials Research Outreach Symposium at the University of California at Santa Barbara, Santa Barbara, California, January 25-27, 2006.
24. "Exciton and Charge Transport in Organic-Inorganic Hybrid Photovoltaic Cells," Pacificchem, M.D. McGehee, M. Summers, Y. Liu, S.R. Scully, Hawaii, December 15-20, 2005.
25. "Improving Electronic Processes in Conjugated Polymers by Optimizing Chain Packing," 29th Annual Symposium of the Macromolecular Science and Engineering Center at the University of Michigan, Ann Arbor, Michigan, October 27, 2005.
26. "Organic-based Solar Cells," M.D. McGehee, National Academy of Engineering's Frontiers of Engineering Meeting, Niskayuna, NY, September 24-26, 2005.
27. "Exciton Diffusion and Energy Transfer in Polymer Photovoltaic Cells" M.D. McGehee, Y. Liu, M. Summers, S. Scully, ACS/MRS/IEEE Organic Microelectronics Workshop, Newport, RI, July 10-13, 2005.
28. "Nanostructured Organic-Inorganic Hybrid Photovoltaic Cells," M.D. McGehee, C. Goh, Y. Liu, M. Summers, S. Scully, K.M. Coakley, Pacific Rim Conference on Lasers and Electro-Optics, Tokyo, Japan, July 11-15, 2005.
29. "Advances in Organic Photovoltaic Cells," M.D. McGehee, C. Goh, Y. Liu, M. Summers, S. Scully, K.M. Coakley, Device Research Conference, Santa Barbara, CA, June 20-22, 2005.
30. "Fundamental Electronic Processes in Polymeric Photovoltaic Cells" M.D. McGehee, American Physical Society March Meeting, Los Angeles, CA, March 21-25, 2005.
31. "Improving Exciton and Charge Transport in Organic-Inorganic Hybrid Photovoltaic Cells," American Chemical Society, San Diego, CA, March 14-18, 2005.
32. "Tuning the Nanostructure of Semiconducting Polymers to Make Better Photovoltaic Cells and Transistors" M.D. McGehee, Symposium on Polymer and Molecular Electronics Devices, Singapore, January 10-11, 2005.
33. "The Role of Organic-Inorganic Interfaces in Polymer Field Effect Transistors and Photovoltaic Cells," M.D. McGehee, K.M. Coakley, Y. Liu, C. Goh, Gordon Conference on Chemistry at Interfaces, New Hampshire, August 15-20, 2004.
34. "Optimizing the Nanostructure of Organic-Inorganic Hybrid Photovoltaic cells" M.D. McGehee, K.M. Coakley, Y. Liu, C. Goh, SPIE's 49th Annual Meeting, Denver, CO, August 2-6, 2004.

Publications

1. "Exciton Harvesting, Charge Transfer, and Charge-Carrier Transport in Amorphous-Silicon Nanopillar/Polymer Hybrid Solar Cells, V. Gowrishankar, S.R. Scully, AT.

- Chan, MD, McGehee, Q, Wang, HM, Branz, *Journal of Applied Physics* 103(2008) p. 064511-1-8.
2. "Polymer-Based Solar Cells," A.C. Mayer, S.R. Scully, B.E. Hardin, M.W. Rowell, M.D. McGehee, *Materials Today*, 10 (2007) p. 28-33.
 3. "Long-Range Resonant Energy Transfer for Enhanced Exciton Harvesting for Organic Solar Cells," S.R. Scully, P. B. Armstrong, C. Edder, J.M.J. Fréchet, and M.D. McGehee, *Advanced Materials* 19 (2007) p. 2961-6.
 4. "Effects of Molecular Interface Modification in Hybrid Organic-Inorganic Photovoltaic Cells," C. Goh, S.R. Scully, M.D. McGehee, *Journal of Applied Physics* 101 (2007) p. 114503 1-12.
 5. "Generalized Coating Route to Silica and Titania Films with Orthogonally Tilted Cylindrical Nanopore Arrays," V.R. Koganti, D, Dunphy, V. Gowrishankar, M.D. McGehee, XF, Li, J. Wang, SE Rankin, *Nano Letters*, 6 (2006) p.2567-70.
 6. "Exciton splitting and carrier transport across the amorphous-silicon/polymer solar cell interface" V. Gowrishankar, SR, Scully, MD, McGehee, Q, Wang, HM, Branz, *Applied Physics Letters*, 89, (2006) p. 252102-1-3.
 7. "Fabrication of Densely Packed, Well-Ordered, High-Aspect-Ratio Silicon Nanopillars Over Large Areas Using Block Copolymer Lithography" V. Gowrishankar, Nathaniel Miller, Michael D. McGehee, Matthew J. Misner, Du Yeol Ryu, Thomas P. Russell, Eric Drockenmuller, Craig J. Hawker, *Thin Solid Films*, 513 (2006), 289-294.
 8. "Dependence of Band Offset and Open Circuit Voltage on the Interfacial Interaction between TiO₂ and Carboxylated Polythiophenes" Y. Liu, S.R. Scully, M.D. McGehee, J. Liu, C.K. Luscombe, J.M.J. Fréchet, S.E. Shaheen, D.S. Ginley, *Journal of Physical Chemistry B* 110 (2006) p. 3257-61.
 9. "Organic Semiconductors for Low-Cost Solar Cells," C. Goh, M.D. McGehee, *The Bridge*, 35 (2005) p. 33-39.
 10. "Using Resonance Energy Transfer to Improve Exciton Harvesting in Organic-Inorganic Hybrid Photovoltaic Cells," Y. Liu, M.A. Summers, C. Edder, J.M.J. Fréchet, M.D. McGehee, *Advanced Materials*, 17, (2005) 2960-4.
 11. "Enhanced Hole Mobility in Regioregular Polythiophene Infiltrated in Straight Nanopores," K.M. Coakley, B.S. Srinivasan, J. M. Ziebarth, C. Goh, Y. Liu, M.D. McGehee, *Advanced Functional Materials*, 15 (2005) p. 1927-32.
 12. "Nanostructuring Titania by Embossing with Polymer Molds Made from Anodic Alumina Templates," C. Goh, K.M. Coakley, M.D. McGehee, *Nanoletters*, 5 (2005) p. 1545-9.
 13. "Ordered Organic-Inorganic Bulk Heterojunction Photovoltaic Cells," K.M. Coakley, Y. Liu, C. Goh, M.D. McGehee, *Materials Research Society Bulletin*, 30 (2005) 37-40.
 14. "Conjugated Polymer Photovoltaic Cells," K.M. Coakley, M.D. McGehee, *Chemistry of Materials*, 16 (2004) 4533-42.
 15. "Polythiophene containing thermally removable solubilizing groups enhances the interface and the performance of polymer-titania hybrid solar cells" J.S. Liu, E.N. Kadnikova, Y. Liu, M.D. McGehee, J.M.J. Fréchet, *Journal of the American Chemical Society*, 126 (2004) 9486-7.

References

- (1) Yu, G.; Gao, J.; Hummelen, J. C.; Wudl, F.; Heeger, A. J. *Science* **1995**, *270*, 1789-91.
- (2) Shaheen, S. E.; Brabec, C. J.; Sariciftci, N. S.; Padinger, F.; Fromherz, T.; Hummelen, J. C. *Appl. Phys. Lett.* **2001**, *78*, 841-843.
- (3) Huynh, W. U.; Dittmer, J. J.; Alivisatos, A. P. *Science* **2002**, *295*, 2425-2427.
- (4) Peumans, P.; Yakimov, A.; Forrest, S. *J. of Appl. Phys.* **2003**, *93*, 3693-3723.
- (5) Shaheen, S. E.; Ginley, D. S.; Jabbour, G. E. *MRS Bulletin* **2005**, *30*, 10-15.
- (6) Coakley, K. M.; McGehee, M. D. *Chem. Mater.* **2004**, *16*, 4533-4542.
- (7) Coakley, K. M.; Y., L.; McGehee, M. D.; Frindell, K. M.; Stucky, G. D. *Adv. Funct. Mater.* **2003**, *13*, 301-306.
- (8) Coakley, K. M.; McGehee, M. D. *Appl. Phys. Lett.* **2003**, *83*, 3380-2.
- (9) Masuda, H.; Nishio, K.; Baba, N. *Jpn. J. Appl. Phys.* **1992**, *31*, L 1775- L 1777.
- (10) Odom, T.; Love, C.; Wolfe, D.; Paul, K.; Whitesides, G. *Langmuir* **2002**, *18*, 5314-5320.
- (11) Liu, J.; Kadnikova, E. N.; Liu, Y.; McGehee, M. D.; Frechet, J. M. J. *J. Am. Chem. Soc.* **2004**, *126*, 9486-7.
- (12) Bozano, L.; Carter, S. A.; Scott, J. C.; Malliaras, G. G.; Brock, P. J. *Appl. Phys. Lett.* **1999**, *74*, 1132-1134.

Contacts

Michael McGehee: mmcgehee@stanford.edu